

# FULL LINE



**CLARK**

**THE FORKLIFT**

# Highly Maneuverable + Easily Serviceable = Extremely Dependable



A properly trained mechanic can completely **customize** parameters to the **operator's preferences** such as acceleration rate, deceleration rate, maximum speed (separate forward and reverse).




## NUMBERS DON'T LIE

### 98%

- Engineered for extreme environments, the C40 series is equipped with a **two-stage air filter system** that **removes 98% of incoming dust and debris** before it enters the filter media.

### 20 million

- The CLARK-designed drive axle incorporates spiral bevel and helical gear sets which provide quiet, dependable operation. This proven design has over 20 million field hours in heavy-duty applications.



## 100% AC SYSTEM (on most electric models)

**FEWER PARTS & MINIMUM WEAR =  
LESS DOWNTIME & COSTS = HIGHER ROI**

- Enclosed & brushless motors
- Thermal & stall protection
- Smart lift lock out
- Suitable for wet applications
- Motors are dual-powered reversing for tight turns

**ONE MOTOR FOR BOTH STEERING  
AND HYDRAULICS**

- No brushes to change or commutator to turn... EVER

**HEAVY-DUTY, HIGH TORQUE DRIVE MOTORS**

- Produces twice the drawbar pull of some competitors
- Climb grades previously limited to IC trucks

**INCREASED RUNTIME**


- Optional battery compartment sizes available

## CLARK BURDEN CARRIERS : The right choice for transportation of goods and people.

CLARK Burden Carriers are 100% electric powered for use in a wide range of applications. Designed for moving stock in a warehouse or parts at a factory, guests at a resort or staff at an event. Each vehicle is equipped with AC motors for efficient and dependable power, rear disc brakes give superior stopping performance and our unique body styles are pleasing to look at.



# Maximum Visibility + Minimum Fatigue = Ultimate Safety & Maximum productivity



Nested upright rails provide positive rail interlock and a narrow profile to **maximize the vision window**. The overhead guard safety bars run parallel to the operator's line of sight resulting in a **clear, unobstructed view**.



## RUGGED CONSTRUCTION

### UPRIGHT AND CARRIAGE

#### I-Beam Style Upright

- Rails are designed to be 55% stronger than conventional flat-faced rails
- Better resistance to side-to-side deflection
- Promotes longer life and improved stability with elevated loads

#### Hydraulic Cushioning Valves

- Silent staging reduces shock and vibration

#### Shimmable, Sealed & Canted

#### Load Rollers

- Carriage has SIX load rollers & FOUR side thrust rollers
- Maximizes load distribution and reduces free play

#### STEERING AXLE

- Roller king-pin bearings are tapered and greasable to exclude dirt and extend service-life
- Linkage pivot pins are double shear design to withstand impact without loosening or breaking

#### ONE-PIECE FRAME

- Heavy duty, welded and formed steel plate design helps protect from impact damage and extends the life of the truck
- Integral hydraulic sump provides cooling for hydraulics

## OPERATOR COMPARTMENT

### CLARK Fully Adjustable Safety Seat

- 2cm vertical travel
- 20° backrest adjustment range
- 15cm fore / aft adjustment
- Contoured for support
- Retractable seat belt
- Standard weight adjustment and full-suspension

### Hydraulic Control Levers

- Located and sized for ease of use

### Low Cowl Design


- Greatly increases visibility of forks and load

### High Pivot Steer Column

- Prevents interfering with operator's knees
- Adjusts to suit operator & provides easier entry/exit



*Please note: All features listed do not necessarily appear on all models. Ask your authorized CLARK dealer for specifications and available options per model.*





walkie pallet



walkie stacker



electric burden carrier



electric cushion



electric pneumatic



electric narrow aisle



internal combustion cushion



internal combustion pneumatic



**CPT 13 2x12 VOLT  
PALLET TRUCK**  
1300 KG



**CPT 16 24 VOLT  
PALLET TRUCK**  
1600 KG



**PX 20 24 VOLT  
PALLET TRUCK**  
2000 KG



**SX 12/16 24 VOLT  
PALLET STACKER**  
1200 1600 KG



**CPS 20 24 VOLT  
PALLET STACKER**  
2000 KG



**CRX 15/18/20/25 48 VOLT  
STAND-ON REACH TRUCK**  
15 18 20 25  
1500 1800 2000 2500 KG



**CRT 16SE/20SE/20 48 VOLT  
REACH TRUCK WITH SUPERELASTIC TIRES**  
1600 2000 KG  
**REACH TRUCK**  
2000 KG



**SRX 14/16 48 VOLT  
REACH TRUCK**  
1400 1600 KG





**GTX 16/18/20s** 3-WHEEL 48 VOLT  
**16**    **18**    **20s**  
 1600    1800    2000 KG



**TMX 13/15s/15/18/20x** 3-WHEEL 48 VOLT  
**13**    **15s**    **15**    **18**    **20x**  
 1250    1500    1500    1800    2000 KG



**CTX 40/70** 3-WHEEL 48 VOLT  
**TOW TRACTOR**  
 4000 7000 KG



**GEX 40/45/50** 4-WHEEL 80 VOLT  
**40**    **45**    **50**  
 4000    4500    5000 KG



**GEX 16/18/20s** 4-WHEEL 48 VOLT  
**16**    **18**    **20s**  
 1600    1800    2000 KG



**GEX 20/25/30/30s/30L** 4-WHEEL 80 VOLT  
**20**    **25**    **30s**    **30**    **30L**  
 2000    2500    3000    3000    3000 KG



**C 20C/25C/30C/32C** LPG

**20 25 30 32**  
2000 2500 3000 3200 KG



**CGC 40/50/55** LPG\*

**40 50 55**  
4000 5000 5500 KG



electric burden carrier



electric burden carrier



**CBX2 and CBX4 (Cargo Box)**  
**CLARK Burden Carriers**



NEW



**TRX 2+2 and TRX 4+2 (Transport)**  
**CLARK Burden Carriers**



NEW



**C 15C/18C/20sC** LPG

**15 18 20s**  
1500 1800 2000 KG



**CGC 60/70** LPG\*

**60 70**  
6000 7000 KG

\* Non-CE



**C 20/25/30/35** LPG/DIESEL  
**20**    **25**    **30**    **35**  
 2000    2500    3000    3500 KG

**CQ 20/25/30** LPG/DIESEL  
**20**    **25**    **30**  
 2000    2500    3000 KG

**CLARK**  
**BUILT TO LAST**



**C 60/70/75/80** LPG/DIESEL  
**60**    **70**    **75**    **80**  
 6000    7000    7500    8000 KG



**C 15/18/20s** LPG/DIESEL  
**15**    **18**    **20s**  
 1500    1800    2000 KG

**C 40/45/50s/55s** LPG/DIESEL  
**40**    **45**    **50s**    **55s**  
 4000    4500    5000    5500 KG

WHAT DOES IT MEAN TO BE

# BUILT TO LAST<sup>®</sup>

## COST EFFECTIVE

Initial purchase price of your forklift is only **part** of your material handling costs. CLARK ensures that your long-term costs of ownership are kept to a **minimum**. **Proven components** [axles, uprights, cylinders and carriages] have all met rigid CLARK **engineering standards**. The benefit to you – CLARK trucks are designed to **operate longer** and are **more cost effective** than the competition.

## KEEPING UPTIME TO A MAXIMUM

You want your lift truck **moving** material – not sitting in the shop. CLARK's experience with building and servicing the industry's oldest brand of lift trucks is combined with **the largest material handling distribution network** to ensure just that... your CLARK forklift trucks **keep working** shift after shift.

## DEALER & FACTORY SUPPORT

And that same CLARK dealer network is **well equipped** to fill all your lift truck **related** needs including **financing, leasing and rental, factory authorized parts and service, up-to-date training and much more** – all while backed by the most extensive technical factory support in the industry.

Dependable Parts =  
Dependable Trucks



### CLARK EUROPE GmbH

Dr.-Alfred-Herrhausen-Allee 33 • 47228 Duisburg  
Tel. +49 2065 49913-0 • Fax +49 2065 49913-290  
Info-europe@clarkmheu.com • [www.clarkmheu.com](http://www.clarkmheu.com)

### FULL LINE BROCHURE

Printed in Germany  
4576085

© 2014 CLARK EUROPE GmbH

To Find Your Nearest Authorized CLARK Dealer, Visit Our Website [www.clarkmheu.com](http://www.clarkmheu.com)